

WOOD MATT FINISH



800x1600MM



800x1600MM

GVT / PGVT

VITRIFIED TILES



600x1200MM



The power of

SLAB

LARGE | LUXURIOUS | LAVISH



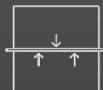
HYGIENIC
SURFACE



FROST
RESISTANT



CHEMICAL
RESISTANT



DIMENSIONAL
STABILITY



STAIN
RESISTANT



WATER
RESISTANT



UV & HEAT
RESISTANT



SCRATCH & ABRASION
RESISTANT

ACERO BROWN



600x1200 MATT

ANTHRACITE BEIGE



600x1200 MATT

ANTHRACITE BRONZE



600x1200 MATT

ANTHRACITE BROWN



600x1200 MATT

ANTHRACITE GREY



600x1200 MATT

ARGENT WOOD NATURAL



600x1200 MATT

ARTIC BROWN



600x1200 MATT

BARK BROWN



600x1200 MATT

BARK VERDE



600x1200 MATT

BLOSSAM BEIGE



600x1200 MATT

BLOSSAM WENGE



600x1200 MATT

BOTTEGA BEIGE



600x1200 MATT

BOTTEGA BROWN



600x1200 MATT

BOTTEGA CREMA



600x1200 MATT

BOTTEGA GREY



600x1200 MATT

BRICOLA BROWN



600x1200 MATT

CARAVISTA BEIGE



600x1200 MATT

CARAVISTA MOOD



600x1200 MATT

COSMIC BROWN



600x1200 MATT

COSMIC COTTO



600x1200 MATT

COSMIC IVORY



600x1200 MATT

ETHINIC BROWN



600x1200 MATT

EXTIRIO BEIGE



600x1200 MATT

EXTIRIO BROWN



600x1200 MATT

FOREST WOOD ASH



600x1200 MATT

FOREST WOOD BEIGE




600x1200 MATT

FOREST WOOD BROWN



600x1200 MATT

FOREST WOOD CHOCO




600x1200 MATT

FOREST WOOD MOCHA



600x1200 MATT

FOREST WOOD WANGE



600x1200 MATT

HERITAGE WOOD



600x1200 MATT

LEMNUM COBALT



600x1200 MATT

LEMINUM NATURAL



600x1200 MATT

LOGGER WENGE



600x1200 MATT

MENGOLIYA BEIGE



600x1200 MATT

OAK CREMA



600x1200 MATT

OAK GRAY



600x1200 MATT

OAK WENGE



600x1200 MATT

OPEKA BROWN



600x1200 MATT

OPEKA GREY



600x1200 MATT

OXFORD BEIGE



600x1200 MATT

OXFORD BROWN



600x1200 MATT

OXFORD FANTA



600x1200 MATT

OXFORD GREY



600x1200 MATT

OXFORD GRIGEIO



600x1200 MATT

OXFORD NATURAL



600x1200 MATT

OXFORD WENGE



600x1200 MATT

PLANKO BROWN



600x1200 MATT

PLANKO RUSTO



600x1200 MATT

RICH WOOD BROWN



600x1200 MATT

ROSE WOOD



600x1200 MATT

ROSER WOOD GOLD



600x1200 MATT

ROVER BROWN



600x1200 MATT

SANDWOOD ALMOND



600x1200 MATT

TOUCH WOOD BROWN



600x1200 MATT

WOOD CEDAR



600x1200 MATT

Technical Specification

CHARACTERISTIC	TEST METHOD	INTERNATIONAL STD DIN 18500-EN 176 GROUP IIIa	OUR VALUE
DIMENSION & SURFACE QUALITY			
Deviation In Length	ISO-10545-2	±0.6%	±0.2%
Deviation In Thickness	ISO-10545-2	±5%	±3%
Straightness of Sides	ISO-10545-2	±0.5%	±0.2%
Rectangularity	ISO-10545-2	±0.6%	±0.2%
Surface Flatness	ISO-10545-2	±0.5%	±0.2%
PHYSICAL & THERMAL PROPERTIES			
Water Absorption	ISO-10545-3	<0.05%	<0.04%
Mohs Hardness	EN-101	Min.5	Min.5
Flexural Strength	ISO-10545-4	>35 N/mm ²	>40N/mm ²
Skid Resistance (Friction Coefficient)	ISO-10545-17	>0.4	>0.4
Breaking Strength	ISO-10545-11	>1113 N	>1800N
Frost Resistance	ISO-10545-12	Frost Proof	Frost Proof
Thermal Shock Resistance	ISO-10545-9	No Damage	No Damage
Moisture Expansion	ISO-10545-10	NIL	NIL
Resistance to Surface Abrasion	ISO-10545-7	Abrasion class shall be specified by the manufacturer	PEI IV & V
CHEMICAL PROPERTIES			
Chemical Resistance	ISO-10545-13	No Damage	No Damage
Color Resistance	ISO-10545-16	No Damage	No Damage
Stain Resistance	ISO-10545-14	Resistant	Resistant

